

Family Violence in **Morgan County**

These data describe common types of violence perpetrated by family members or caregivers in our county each year. We present the best available, most recent estimates. Nonetheless, our figures are conservative and represent only part of the burden family violence places on our families and communities. All figures are estimates or annual averages.

Each year in our county...

40 – 70 children are abused or neglected	110 – 150 adults are physically abused by a current or former intimate partner	150 – 190 seniors in the community are abused, neglected or financially exploited
133 reports of abuse or neglect are filed with children's services	60 people are arrested for intimate partner violence	10 – 20 seniors in LTC facilities are abused, neglected or financially exploited
21 children are placed in custody	12 people file petitions for civil protection orders	5 reports of abuse, neglect or exploitation are filed for seniors in the community
	0 adults seek shelter in domestic violence shelters in the county	3 reports of abuse, neglect or exploitation are filed for seniors in LTC facilities

- It is difficult to measure the true prevalence of family violence; many victims never come to the attention of authorities.
- Reports to local children's service agencies typically exceed the estimated number of abused or neglected children. This is likely due to multiple reports filed for a single child. Also, many children are placed in custody for reasons other than abuse or neglect (e.g., delinquency).
- Residents use domestic violence shelters in other counties.
- Elder abuse/neglect figures exclude self-neglect and victims <60 years old. (LTC = long term care)

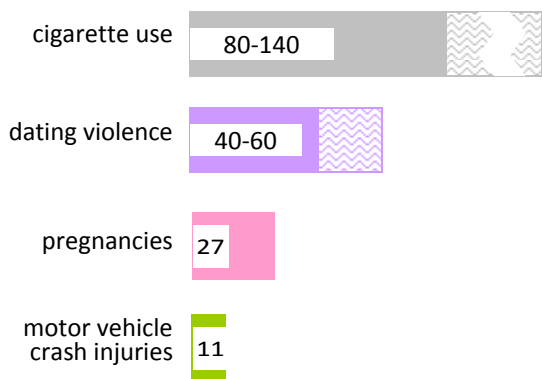


This profile is part of an 88-county series provided by the **Ohio Family Violence Prevention Project** – a collaborative project of the Health Policy Institute of Ohio and the Ohio State University College of Public Health with support from the HealthPath Foundation of Ohio. For additional copies and a detailed description of how we calculated these figures, please visit: www.hpio.net/familyviolence

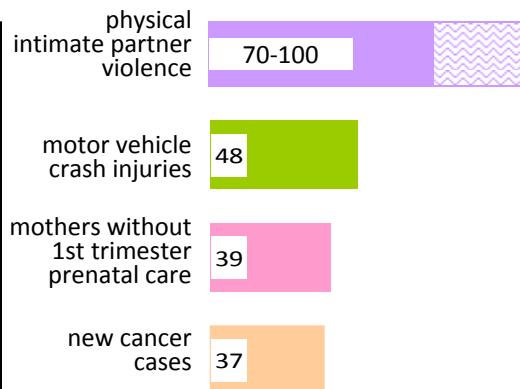
Suggested citation: Health Policy Institute of Ohio. *Family Violence in [county name] County*. Columbus, OH: Health Policy Institute of Ohio; 2010.

In Morgan County, how does family violence compare to other threats among...?

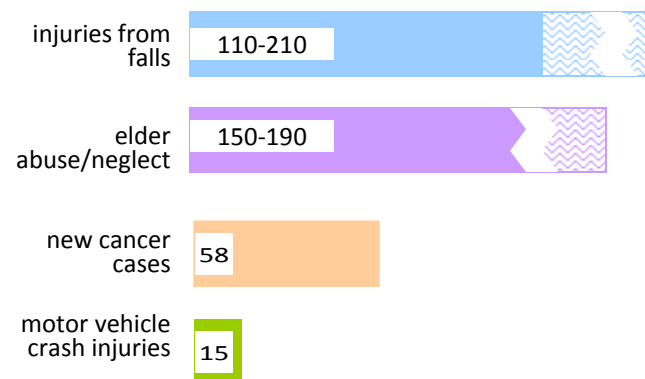
teenage girls (age 15-19, est. # /year)



adult women (age 18+, est. # /year)



seniors (age 60+, est. # /year)



- For example: each year in our county between 70 and 100 adult women experience physical intimate partner violence; in comparison, 48 adult women are injured in motor vehicle crashes.

How do we compare to other counties?

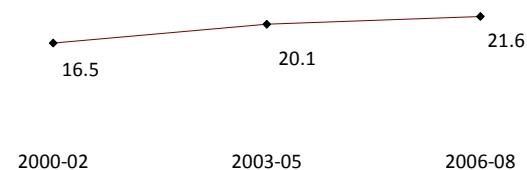
	Morgan County	Mean of 29 Appalachian counties	State mean
Civil protection order petitions (per 10,000 adults)	10.6	28.9	21.6
Reports of abuse, neglect or exploitation in LTC facilities (per 100 resident beds)	--	2.2	2.3

- Morgan County has a **lower rate** of petitions for civil protection orders (CPO's) compared to similar counties in Ohio.
- Morgan County has **too few cases** to calculate a rate of reports of abuse, neglect or exploitation in LTC facilities.
- Differences in data collection limit our ability to compare other indicators of family violence across counties.

Is family violence increasing?

It is hard to say. Some data sources suggest family violence is increasing; others suggest it is stable or decreasing. Within a location, changes over time are largely due to changes in victims' ability to access

Mean annual rate of petitions for civil protection orders, per 10,000 adults, Ohio, 2000-2008



services. This graph, for example, suggests a significant increase in petitions for CPO's in Ohio. This trend could reflect a growing awareness or ability of victims to request CPO's. For a discussion of when differences are noteworthy, please see the introduction.

To talk with someone about family violence, contact:

Child Abuse Hotline: 1-800-4-A-CHILD

Ohio Domestic Violence Network 1-800-934-9840

Ohio Area Agencies on Aging: 1-866-243-5678